

PRODIAMINE	GROUP 3	HERBICIDE
------------	----------------	-----------

Turf Fertilizer with Prodiamine 0.37%

For selective preemergence control of grass and broadleaf weeds in:

- [Established Turf Grasses (excluding golf course putting greens) and lawns] [and sod nurseries,]
- [Landscape Ornamentals (including established perennials and wildflower plantings)]

Active Ingredient:	%wt./wt.
Prodiamine, [N ³ ,N ³ -Di- <i>n</i> -propyl-2,4-dinitro-6-(trifluoromethyl)- <i>m</i> -phenylenediamine	0.37%
Other Ingredients:	<u>99.63%</u>
Total:	100.00%

Contains 0.40 lbs. prodiamine per gallon.

KEEP OUT OF REACH OF CHILDREN CAUTION

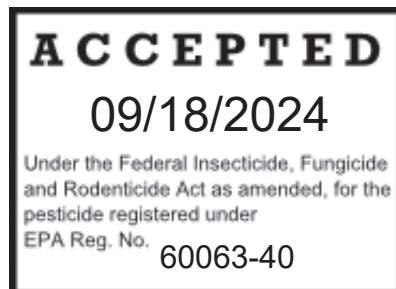
FIRST AID	
IF IN EYES:	<ul style="list-style-type: none"> • Hold eye open and rinse slowly and gently with water for 15 – 20 minutes. • Remove contact lenses, if present, after the first 5 minutes, then continue rinsing eye. • Call a poison control center or doctor for treatment advice.
IF SWALLOWED:	<ul style="list-style-type: none"> • Call a poison control center or doctor immediately for treatment advice. • Have a person sip a glass of water if able to swallow. • Do not induce vomiting unless told to do so by a poison control center or doctor. • Do not give anything by mouth to an unconscious person.
IF ON SKIN OR CLOTHING:	<ul style="list-style-type: none"> • Take off contaminated clothing. • Rinse skin immediately with plenty of water for 15-20 minutes. • Call a poison control center or doctor for treatment advice.
IF INHALED:	<ul style="list-style-type: none"> • Move person to fresh air. • If person is not breathing, call 911 or an ambulance, then give artificial respiration, preferably mouth-to-mouth, if possible. • Call a poison control center or doctor for further treatment advice.
Have the product container or label with you when calling a poison control center or doctor or go to treatment.	
Emergency Phone Numbers	(800) 424-9300 CHEMTREC (transportation and spills) (800) 222-1222 Poison Control Center

See the [following section,] **Precautionary Statements** [, and] **Hazards to Humans and Domestic Animals** for additional information.

EPA Reg. No. 60063-40	[Net Contents:][Net Weight:]___ [pounds] [lbs.] [(___ kg)]
EPA Est. No. _____	[label date/lot code] [Item [No.] xxx]
[Lot [number] [no.] [#] begins with xx]	[Guaranteed Analysis] [Fertilizer Grade] [X-X-X]

Information regarding the contents and levels of metals in this product is available on the Internet at:
<http://www.aapfco.org/metals.htm>

SIPCAM AGRO USA, INC.
 2525 Meridian Parkway
 Durham, NC 27713



PRECAUTIONARY STATEMENTS

HAZARDS TO HUMANS AND DOMESTIC ANIMALS

CAUTION: Causes moderate eye irritation. Avoid contact with eyes or clothing. Wear protective eyewear. Wash hands thoroughly with soap and water after handling and before eating, drinking, chewing gum, using tobacco, or using the toilet.

PERSONAL PROTECTIVE EQUIPMENT (PPE)

All Mixers, Loaders, Applicators, and other handlers must wear:

- Long-sleeved shirt and long pants
- Shoes plus socks

Follow manufacturer's instructions for cleaning/maintaining PPE. If no such instructions for washables exist, use detergent and hot water. Keep and wash PPE separately from other laundry.

ENGINEERING CONTROL STATEMENTS

When handlers use closed systems or enclosed cabs in a manner that meets the requirements listed in the Worker Protection Standard (WPS) for agricultural pesticides [(40 CFR 170.607(d-e))], the handler PPE requirements may be reduced or modified as specified in the WPS.

IMPORTANT: When reduced PPE is worn because a closed system is being used, handlers must be provided with all of the PPE specified above for applicators and other handlers, and have such PPE immediately available for use in an emergency, such as a spill or equipment breakdown.

USER SAFETY RECOMMENDATIONS

Users should:

- Wash hands before eating, drinking, chewing gum, using tobacco or using the toilet.
- Remove clothing/PPE immediately if pesticide gets inside. Then wash thoroughly and put on clean clothing. If pesticide gets on skin, wash immediately with soap and water.
- Remove PPE immediately after handling this product. Wash the outside of gloves before removing. As soon as possible, wash thoroughly and change into clean clothing.

ENVIRONMENTAL HAZARDS

This product has low solubility in water. At the limits of solubility, this product is not toxic to fish. However, at concentrations above the level of water solubility, it is toxic to fish. Drift and runoff from treated areas may be hazardous to aquatic organisms in adjacent sites. To protect the environment, do not allow pesticide to enter or run off into storm drains, drainage ditches, gutters, or surface waters. Applying this product in calm weather when rain is not predicted for the next 24 hours will help to ensure that wind or rain does not blow or wash pesticide off the treatment area. Sweeping any product that lands on a driveway, sidewalk, or street, back onto the treated area of the lawn or garden will help to prevent run off to water bodies or drainage systems.

Do not apply directly to water, to areas where surface water is present, or to intertidal areas below the mean high water mark. Drift and runoff from treated areas may be hazardous to aquatic organisms in adjacent sites. Do not contaminate water when disposing of equipment wash water.

NON-TARGET ORGANISM ADVISORY STATEMENT: This product is toxic to plants and may adversely impact the forage and habitat of non-target organisms, including pollinators, in areas adjacent to the treated site. Protect the forage and habitat of non-target organisms by following label directions intended to minimize spray drift.

DIRECTIONS FOR USE

It is a violation of Federal Law to use this product in a manner inconsistent with its labeling.

DO NOT apply this product in a way that will contact workers or other persons, either directly or through drift. Only protected handlers may be in the area during application. For any requirements specific to your State or Tribe, consult the agency responsible for pesticide regulation.

This product is a selective preemergence herbicide that provides residual control of many grass and broadleaf weeds in:

- [Established turf grasses (excluding golf course putting greens) and lawns][and sod nurseries,]
- [Landscape ornamentals]
- [Established perennials and wildflower plantings]

This product controls susceptible weeds by inhibiting weed seeds germination and root development. Most effective weed control will be obtained when it is activated by at least 1/2 inch of rainfall, irrigation, or shallow (1 to 2 inches) incorporation, prior to weed seed germination and within 14 days following application.

Not for use on ornamental plants being grown for; (1) Sale or other commercial use, (2) for commercial seed production, or (3) for research purposes.

For use on plants intended for aesthetic purposes or climatic modification and being grown in ornamental gardens or parks, or on golf courses or lawns and grounds.

DO NOT graze or feed livestock forage cut from areas treated with this product.

DO NOT apply aerially.

DO NOT apply to golf course putting greens.

DO NOT apply this product through any type of irrigation system.

FAILURE TO FOLLOW THE DIRECTIONS FOR USE AND PRECAUTIONS ON THIS LABEL MAY RESULT IN POOR WEED CONTROL, CROP INJURY, OR ILLEGAL RESIDUES.

AGRICULTURAL USE REQUIREMENTS

Use this product only in accordance with its labeling and with the Worker Protection Standard, 40 CFR Part 170. This Standard contains requirements for the protection of agricultural workers on farms, forests, nurseries, and greenhouses, and handlers of agricultural pesticides. It contains requirements for training, decontamination, notification, and emergency assistance. It also contains specific instructions and exceptions pertaining to the statements on this label about personal protective equipment (PPE) and restricted-entry interval. The requirements in this box only apply to uses of this product that are covered by the Worker Protection Standard. **DO NOT enter or allow worker entry into treated areas during the restricted-entry interval (REI) of 12 hours.** Exception: If the product is soil-injected or soil- incorporated, the Worker Protection Standard, under certain circumstances, allows workers to enter the treated area if there will be no contact with anything that has been treated.

PPE required for early entry to treated areas that is permitted under the Worker Protection Standard and that involves contact with anything that has been treated, such as plants, soil, or water is:

- Coveralls
- Waterproof gloves
- Shoes plus socks

NON-AGRICULTURAL USE REQUIREMENTS

The requirements of this box apply to uses of this product that are **NOT** within the scope of the Worker Protection Standard for agricultural pesticides (40 CFR part 170). The "WPS" applies when this product is used to produce agricultural plants on farms, forest, or nurseries.

Keep unprotected persons out of treated area until dusts have settled and the turfgrass or soil is dry.

RESISTANCE MANAGEMENT

For resistance management, this product is a Group 3 herbicide. Any weed population may contain or develop plants naturally resistant to this product and other Group 3 herbicides. The resistant biotypes may dominate the weed population if these herbicides are used repeatedly in the same field.

Appropriate resistance management strategies should be followed.

To delay herbicide resistance, take one or more of the following steps:

- Rotate the use of this product or other Group 3 herbicides within a growing season sequence or among growing seasons with different herbicide groups that control the same weeds in a field.
- Use tank mixtures with herbicides from a different group if such use is permitted; where information on resistance in target weed species is available, use the less resistance-prone partner at a rate that will control the target weed(s) equally as well as the more resistance-prone partner. Consult your local extension service or certified crop advisor if you are unsure as to which active ingredient is currently less prone to resistance.
- Adopt an integrated weed-management program for herbicide use that includes scouting and uses historical information related to herbicide use and crop rotation, and that considers tillage (or other mechanical control methods), cultural (e.g., higher crop seeding rates; precision fertilizer application method and timing to favor the crop and not the weeds), biological (weed-competitive crops or varieties) and other management practices.
- Scout after herbicide application to monitor weed populations for early signs of resistance development. Indicators of possible herbicide resistance include: (1) failure to control a weed species normally controlled by the herbicide at the dose applied, especially if control is achieved on adjacent weeds; (2) a spreading patch of non-controlled plants of a particular weed species; or (3) surviving plants mixed with controlled individuals of the same species.
- If resistance is suspected, prevent weed seed production in the affected area by an alternative herbicide from a different group or by a mechanical method such as hoeing or tillage. Prevent movement of resistant weed seeds to other fields by cleaning harvesting and tillage equipment when moving between fields and planting clean seed.
- If a weed pest population continues to progress after treatment with this product, discontinue use of this product, and switch to another management strategy or herbicide with a different mode of action, if available.
- Contact your local extension specialist or certified crop advisors for additional pesticide resistance management and/or integrated weed-management recommendations for specific crops and weed biotypes.
- For further information or to report suspected resistance, contact [Sipcam Agro or subregistrant company representatives] at [Sipcam Agro or subregistrant toll-free number] or at SipcamAgro.com or subregistrant Internet site).

INTEGRATED WEED PEST MANAGEMENT

Integrate this product into an overall weed pest management strategy whenever the use of an herbicide is required. Practices known to reduce weed development (tillage, crop competition) and herbicide use (weed scouting, proper application timing, banding) should be followed wherever possible. Consult local agricultural and weed authorities for additional IPM strategies established for your area.

WEEDS CONTROLLED

When used in accordance with this label this product will provide control of the following weeds:

Barnyardgrass	Henbit	Purslane, common
Bluegrass, Annual (<i>Poa annua</i>)	Itchgrass	Pusley, Florida
Carpetweed	Johnsongrass (from seed)	Rescuegrass ³
Chickweed, common	Junglerice	Shepherd's Purse ²
Chickweed, mouse ear (from seed)	Knotweed	Signalgrass, Broadleaf
Crabgrass (large, smooth)	Kochia	Speedwell, Persian
Crowfootgrass	Lambsquarter, common	Sprangletop
Cupgrass, Woolly	Lovegrass	Spurge, Prostrate
Foxtails, Annual	Panicum (Texas, Fall, Browntop)	Witchgrass
Goosegrass ¹	Pigweed	Woodsorrel, Yellow (from seed)

¹In many areas a single application of 0.65 lbs. to 1.5 lbs. active ingredient per acre ([equal to 176 lbs. to 405 lbs./A of this product] [or] [equal to 4.0 to 9.3 lbs./1000 sq.ft. of this product]) will control goosegrass. However, under heavy goosegrass pressure and/or an extended growing season, most effective weed control may be obtained by making an initial application of 0.65 lbs. to 1.0 lbs./A per acre ([equal to 176 lbs. to 270 lbs./A of this product] [or] [equal to 4.0 to 6.3 lbs./1000 sq.ft. of this product]) followed after 60 to 90 days by a second application at doses that would not exceed those given in the **Maximum Annual Rates** section. Do not exceed the maximum rate for turf grass species listed in the **Maximum Annual Rate** section [above] [below].

²Applications for this weed should be made in late summer, fall, or winter prior to germination.

³Suppression only. Sequential applications may be made so long as the total amount of product applied does not exceed the maximum annual application rates for each turf species. All applications must be made prior to germination of the weed seeds.

APPLICATION DIRECTIONS

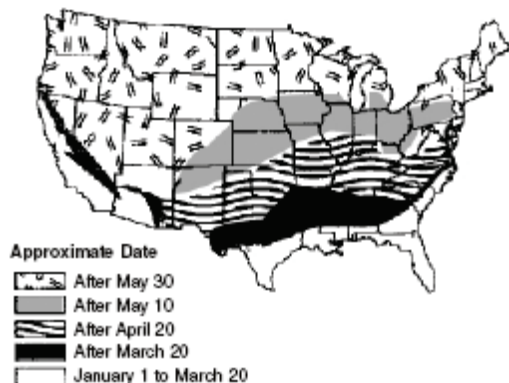
Apply uniformly with suitable, calibrated application equipment.

This product may not be applied near water; storm drains, drainage ditches, or to any impervious surface. The product may not be applied if heavy rain is expected. The product may only be applied to the intended application site. For turf, material that lands on an impervious surface (sidewalks, driveways, streets, or other impervious surfaces) must be swept back onto the turf.

ESTABLISHED TURF

This product is a selective preemergence herbicide that, when properly applied, will control certain grass and broadleaf weeds in established turf grasses and lawns. The maximum amount of this product that may be applied per year is given for each turf grass species in the **Maximum Annual Rates** section of this label. Most effective weed control in turf grasses will be obtained when this product is activated by at least 0.5 inches of rainfall or irrigation prior to weed seed germination and within 14 days following application. See the map below for approximate crabgrass seed germination dates.

CRABGRASS SEED GERMINATION DATES



USE RESTRICTIONS:

The following restrictions apply to the use of this product in turf grasses and lawns:

- **DO NOT** apply to overseeded turf within 60 days after seeding or until after the second mowing, whichever is longer. Injury to desirable seedlings is likely if this product is applied before seedling secondary roots are in the second inch of soil, not thatch plus soil.
- **DO NOT** cut (harvest) treated sod before 30 days after application.
- **DO NOT** apply to newly set sod until the following year.
- **DO NOT** apply this product to putting greens or areas where dichondra, colonial bentgrass, velvet bentgrass or annual bluegrass (*Poa annua*) are desirable species.
- **DO NOT** allow people or pets to enter the treated area until the spray has dried.

USE PRECAUTIONS:

The following precautions apply to the use of this product in turf grasses and lawns:

- Application of this product may thin emerged annual bluegrass and newly overseeded grasses.
- Application of this product to turf stressed by drought, low fertility, or pest damage may result in turf injury.
- Disturbing the herbicide barrier with cultural practices such as diking may result in reduced weed control.

RATES OF APPLICATION

This product may be applied as a single application or in sequential applications to control weeds germinating throughout the year. All applications must be made prior to germination of the target weeds. This product will not control established weeds. Maximum use rate selection should be based on turf species. The length of time of residual weed control provided by this product is related to the rate applied.

MAXIMUM ANNUAL RATES

This product may be used on the turf grass species listed in the following table. Do not exceed the maximum yearly rate as given in the following table:

Maximum[*] Application Rate/Calendar Year of turf fertilizer by turf grass species⁽¹⁾			
Turf Species:	Lbs. Product/A	Lbs. Product /1000 sq.ft.	Lbs. AI/A
Creeping Bentgrass	176	4.0	0.65
Creeping Red Fescue	203	4.7	0.75
Buffalograss Kentucky Bluegrass Perennial Ryegrass	270	6.2	1.0
Bermudagrass ⁽²⁾ Bahagrass Centipedegrass Seashore Paspalum St. Augustinegrass Tall Fescue (including turf-type) Zoysia	405	9.3	1.5

[Note: when preparing label for commercial use, one or both of the lbs.product/A or lbs.product/100 sq.ft. column may be used in the table. The Lbs.AI/A column must always be included on the commercial label.]

¹These are the maximum rates per calendar year by species limitations.

²May be used on newly sprigged or plugged Bermudagrass at rates not to exceed 0.5 lbs.AI/A ([equal to 135 lbs./A of this product] [or] [equal to 3.1 lbs./1000 sq.ft. of this product]). Newly sprigged or plugged Bermudagrass stolon rooting may be temporarily retarded. Suppression only of Foxtail, Goosegrass, and Rescuegrass due to reduced product rates used in sprigging situations.

- Do not apply more than 1.5 lbs.AI/A–per calendar year ([equal to 405 lbs./A of this product] [or] [equal to 9.3 lbs./1000 sq.ft. of this product]).
- Use higher rates of this product to achieve higher levels of fertility and longer periods of weed control for each turf type, but do not exceed the maximum application rates specified in the **Maximum Annual Rates** section.

[*In [name of state] this product may not be applied at more than [maximum number of pounds allowed in the state] nitrogen per 1,000 sq ft.]

WHEN TO APPLY AFTER OVERSEEDING TURF

Do not apply to overseeded turf within 60 days after seeding or until after the second mowing, whichever is longer. Injury to desirable seedlings is likely if this product is applied before seedling secondary roots are in the second inch of soil, not thatch plus soil.

WHEN TO OVERSEED AFTER APPLICATION

This product will inhibit the germination of turf species if overseeded too soon after application. Follow rates and intervals in the following table below for best overseeding/reseeding results.

Overseeding Rate and Treatment Interval Chart

Lbs. Product /Acre	Lbs. Product /1000 sq.ft.	Lbs.A/A	Months Before Overseeding		
			North	Transition	South
135	3.1	0.50	4	4	4
176	4.0	0.65	5	4	4
203	4.7	0.75	6	5	5
216	5.0	0.80	-	6	6
270	6.2	1.00	-	7	7
308	7.1	1.14	-	-	9
351	8.1	1.30	-	-	10
405	9.3	1.50	-	-	12

[Note to PM: Fertilizer information denoted by X will be added to the Final Printed Label to indicate the NPK value.]

Guaranteed Analysis:

Total Nitrogen (N).....XX.X%
 XX.X% Ammoniacal Nitrogen
 XX.X% Urea Nitrogen
 [XX.X% Other water soluble Nitrogen]
 [XX.X% Insoluble Nitrogen]
 Available Phosphate (P₂O₅).....XX.X%
 Soluble Potash (K₂O)XX.X%
 [Other nutrients, elemental basis.....XX.X%]

[XX.X% Slowly available Nitrogen from _____]

Derived from: [Urea formaldehyde,] [Urea,] [Sulfur-Coated Urea,] [Ammonium Phosphate,]
 [Muriate of Potash,] [and] [any other fertilizer ingredient – add name and other pertinent information here]

[Note to PM: The following information should be added to the label if the end use product contains soil amending ingredients.]

[SOIL AMENDMENT GUARANTEE]

[Also contains non-plant food [(active)] ingredient(s)]

[Soil Amending Ingredients]
 [Name of ingredient.....XX.X%]
 [Total Other Ingredients.....XX.X%]
 [Total % of Other Ingredients.....XX.X%]

[Derived From: _____]

[Note to reviewer: final format may differ slightly depending on state regulations for fertilizers and soil amendments.]

LANDSCAPE ORNAMENTALS

Including Established Perennials and Wildflower Plantings

This product may be applied for residual preemergence weed control in ornamentals.

Use Rates and When to Apply

Apply in fall and/or spring, 0.65 to 1.5 lbs. active ingredient per acre, which is equal to 4.0 to 9.3 lbs. of this product per 1,000 sq.ft. of ornamental plantings; therefore 20 lbs. of this product will treat 2,150 to 5,000 sq.ft. Use the higher rates of application for longer control periods. Sequential applications may be made as long as the total amount of product applied does not exceed the maximum annual application rate of 1.5 lbs./A/A.

Established Landscape Ornamentals

This product may be applied to established ornamentals as a broadcast, over the top, or directed application. Irrigation or rainfall soon after application will wash residues off plant foliage and activate it into the soil.

Newly Transplanted Landscape Ornamentals

This product may be applied to newly transplanted ornamentals as a broadcast, over the top, or directed application. Delay application to allow soil to settle around new transplants and water thoroughly before applying this product. Apply after cuttings form roots and become established. Apply before budding/grafting or after buds/grafts have taken to avoid any inhibition of the tissue union.

Tolerant Ornamental Species

This product will not harm most trees, shrubs, vines, and flowers. The species listed below are tolerant to this product. Best results will be obtained when it is uniformly applied to the soil surface; avoid applying to ornamental shoots which may defeat the effort to get uniform distribution on the soil surface. This product may be applied over the top of these species. When plants are under stress (such as heat, drought, or frost damage), some cultivars of listed plants may be sensitive to this product.

Tolerant Ornamental Species

Scientific name	Common name (Tested varieties)
<i>Abies</i> spp.	Fir
<i>Abelia x grandiflora</i>	Abelia; Sherwood
<i>Acer palmatum</i>	Japanese maple
<i>Acer platanoides</i>	Norway maple
<i>Achillea</i> sp.	Yarrow (King Edward)
<i>Actinidia chinensis</i> *	Kiwi*
<i>Agapanthus africanus</i>	Lily-of-the-Nile; African Lily
<i>Akebia quintata</i>	Five-leaf or Chocolate vine
<i>Allium cernuum</i>	Lady's leek or Nodding onion
<i>Anemone hybrida</i>	Japanese anemone
<i>Aquilegia</i> spp.	Columbine (Red and gold)
<i>Arctostaphylos densiflora</i>	Vine Hill manzanita
<i>Arctotheca calendula</i>	Cape weed
<i>Artemisia</i> spp.	Wormwood (Silver mound; Castle)
<i>Aster</i> sp. or <i>Symphotrichum</i> sp.	Aster (Bonny blue, Purple dome)
<i>Aster X frikartii</i>	
<i>Athyrium felix-femina</i>	Lady fern
<i>Aucuba japonica</i>	Japanese Aucuba
<i>Begonia</i> spp.	Fibrous bigonia (Hardy Grandis)
<i>Berberis gladwynensis</i>	Barberry
<i>Berberis julianae</i>	Wintergreen barberry
<i>Berberis mentorensis</i>	Mentor barberry

Scientific name	Common name (Tested varieties)
<i>Berberis thunbergii</i>	Japanese barberry
<i>Berberis verruculosa</i>	Warty barberry
<i>Bergenia cordifolia</i>	
<i>Boltonia asteroides</i>	Snowbank
<i>Bougainvillea</i> spp.	Bougainvillea
<i>Buddleia davidii</i>	Butterfly-bush (Dwarf Blue, Royal Red)
<i>Buxus microphylla</i>	Japanese boxwood
<i>Callistemon viminalis</i>	Weeping bottlebrush
<i>Calluna vulgaris</i>	Scotch heather
<i>Campanula carpatica</i>	Tussock bellflower (White Clips)
<i>Campsis X tagliabuana</i>	Trumpet creeper; Trumpet flower (Madame Gaten)
<i>Carpobrotus edulis</i>	Hottentot fig; Ice plant
<i>Cassia artemisioides</i>	Feathery Cassia
<i>Ceanothus rigidus</i>	Wild Lilac
<i>Ceratostigma plumbaginoides</i>	
<i>Chamaecyparis pisifera</i>	False Cypress
<i>Chrysanthemum nipponicum</i>	
<i>Cleyera japonica</i>	Cleyera
<i>Citrus</i> spp. *	Citrus species*
<i>Coreopsis</i> spp.	Coreopsis; Calliopsis (Early sunrise, Moonbeam)
<i>Cornus florida</i>	Flowering dogwood
<i>Cornus stolonifera</i>	American dogwood
<i>Cortaderia selloana</i>	Pampas grass
<i>Cotoneaster apiculatus</i>	Cranberry cotoneaster
<i>Cotoneaster buxifolius</i>	Cotoneaster
<i>Cotoneaster dammeri</i>	Bearberry cotoneaster
<i>Cotoneaster microphyllus</i>	Rockspray cotoneaster
<i>Crataegus</i> spp.	Hawthorne
<i>Crocasmia</i> spp.	Lucifer
<i>Cupressus sempervirens</i>	Italian cypress
<i>Delosperma alba</i>	White trailing ice plant
<i>Delphinium</i> spp.	Larkspur (Blue elf)
<i>Dianthus deltoides</i>	Maiden pinks (Zing)
<i>Dianthus gratianopolitanus</i>	Cheddar pink
<i>Dodonea viscosa</i>	Hop bush
<i>Echinacea purpurea</i>	Coneflower, purple (Magnus)
<i>Elaeagnus pungens</i>	Silverberry
<i>Euonymus fortunei</i>	Wintercreeper
<i>Euonymus japonica</i>	Japanese spindle tree; Evergreen euonymus
<i>Euonymus kiautschovicus</i>	Spreading euonymus
<i>Fatsia japonica</i>	Japanese aralia
<i>Forsythia intermedia</i>	Border forsythia
<i>Forsythia suspensa</i>	Weeping forsythia
<i>Forsythia viridissima</i>	Greenstem forsythia
<i>Gaillardia</i> spp.	Blanket flower (Goblin)
<i>Gardenia jasminoides</i>	Gardenia, Cape-jasmine
<i>Gentiana dahurica</i>	Gentian
<i>Geranium cinereum</i>	Cranesbill
<i>Gladiolus</i> spp.**	Gladiolus
<i>Gypsophila repens</i>	Baby's breath
<i>Hedera helix</i>	English Ivy
<i>Helianthemum</i> spp.	Sunrose
<i>Hemerocallis</i> spp.	Daylily (Aztec gold, Stella d'Oro, Tender love)
<i>Hibiscus</i> spp. **	Rose of Sharon**

Scientific name	Common name (Tested varieties)
<i>Hibiscus</i> spp.	Mallow (Disco belle white)
<i>Hibiscus Rosa-sinensis</i> **	Chinese hibiscus**
<i>Hosta plantaginea</i>	Hosta, Plantain lily
<i>Hosta sieboldiana</i>	Hosta (Searsucker)
<i>Houttuynia cordata</i> var. <i>variegata</i>	
<i>Hydrangea macrophylla</i>	Bigleaf hydrangea
<i>Ilex cornuta</i> **	Chinese holly**
<i>Ilex crenata</i>	Japanese holly
<i>Ilex opaca</i>	American holly
<i>Ilex pernyi</i>	Holly
<i>Ilex vomitoria</i>	Yaupon holly
<i>Inula ensifolia</i>	
<i>Iris ensata</i>	Sword-leaved iris (Jodlesong)
<i>Iris siberica</i>	Siberian iris (Cabernet)
<i>Iris</i> spp.	Iris **
<i>Jasminium nudiflorum</i>	Winter jasmine
<i>Juniperus chinensis</i>	Chinese juniper (Nick's compact)
<i>Juniperus conferta</i>	Shore juniper (Blue Pacific)
<i>Juniperus davurica</i>	Juniper
<i>Juniperus horizontalis</i>	Creeping juniper
<i>Juglans</i> spp.*	Walnut*
<i>Justicia brandegeana</i>	Shrimp plant
<i>Lagerstroemia indica</i>	Crape myrtle
<i>Lantana montevidensis</i>	Weeping lantana
<i>Lavender</i> spp.	Lavender (Munstead)
<i>Leontopodium alpinum</i>	Edelweiss
<i>Ligustrum amurense</i>	Amur privet
<i>Ligustrum japonicum</i>	Japanese privet
<i>Ligustrum lucidum</i>	Glossy privet (Wax-Leaf)
<i>Ligustrum sinense</i>	Chinese privet (Variegata)
<i>Lilium</i> spp.	Lily (Jazz)
<i>Liriope muscari</i>	Liriope (Big blue, Lilyturf, Silver mound, Evergreen giant)
<i>Liriope muscari</i> var. <i>variegata</i>	Liriope, variegated
<i>Liriope spicata</i>	Liriope, creeping
<i>Lobelia cardinalis</i>	Cardinal flower
<i>Lonicera japonica</i>	Japanese honeysuckle
<i>Lonicera tatarica</i>	Tatarian honeysuckle
<i>Loropetalum chinense</i>	Burgundy
<i>Lythrum</i> spp.	Loosestrife (Modern Pink)
<i>Magnolia</i> spp.**	Magnolia**
<i>Maleophora luteola</i>	Ice plant
<i>Malus</i> spp.*	Crabapple*
<i>Miscanthus sinensis</i>	Yaku jima, Silberfeder
<i>Nandina domestica</i>	Heavenly bamboo
<i>Narcissus</i> spp.**	Narcissus**
<i>Nerium oleander</i>	Oleander
<i>Olea europaea</i> *	Olive*
<i>Ophiopogon japonicus</i> **	Mondo Grass**
<i>Osmanthus heterophyllus</i>	Osmanthus; False holly (Gulf tide)
<i>Osteospermum fruticosum</i>	Trailing African Daisy
<i>Oxydendron luteum</i>	Sourwood
<i>Persea americana</i>	Avocado*
<i>Photinia fraseri</i>	Frasier's photinia; Redtip
<i>Physostegia virginiana</i>	False dragonhead (Vivid)

Scientific name	Common name (Tested varieties)
<i>Picea</i> spp.**	Spruce species** (Colorado blue, Norway, etc.)
<i>Pieris japonica</i>	Lily-of-the-valley shrub
<i>Pinus brutia</i>	Calabrian pine
<i>Pinus canariensis</i>	Canary island pine
<i>Pinus elliotii</i>	Slash pine
<i>Pinus halepensis</i>	Aleppo pine
<i>Pinus nigra</i>	Austrian black pine
<i>Pinus palustris</i>	Longleaf pine
<i>Pinus radiata</i>	Monterey pine
<i>Pinus strobus</i>	Eastern white pine
<i>Pinus sylvestris</i>	Scotch pine
<i>Pinus taeda</i>	Loblolly pine
<i>Pinus thunbergiana</i>	Japanese black pine
<i>Pinus virginiana</i>	Virginia pine
<i>Pistacia</i> spp.*	Pistachio*
<i>Pittosporum rhombifolium</i>	Queensland pittosporum
<i>Pittosporum tobira</i>	Japanese pittosporum
<i>Podocarpus macrophyllus</i>	Japanese yew
<i>Prunus laurocerasus</i>	English laurel
<i>Prunus</i> spp.*	Almond, Apricot, Nectarine, Peach, Plum, and Prune*
<i>Pseudotsuga menziesii</i> **	Douglas-fir**
<i>Pyracantha coccinea</i>	Firethorn, scarlet
<i>Pyracantha fortuneana</i>	Firethorn
<i>Pyracantha koidzumii</i>	Firethorn
<i>Pyrus</i> spp.	Bradford pear
<i>Quercus rubra</i>	Red oak
<i>Quercus shumardii</i>	Shumard oak
<i>Raphiolepis indica</i>	Indian Hawthorne
<i>Rhododendron</i> (including Azalea)	Rhododendron & Azalea (Coral Bells, Delaware valley white, Flame creeper, George L. Tabor, PJM, Roseum Elegans, Formosa, Hino-crimson, Wakaebisu, Gumpo)
<i>Rosa banksiae</i>	Lady Bank's Rose
<i>Rosmarinus officinalis</i> *	Rosemary*
<i>Rudbeckia</i> spp.	Black-eyed Susan
<i>Rumohra adiantiformis</i>	Leatherleaf Fern
<i>Santolina virens</i>	Goldstrum Santolina
<i>Saxifraga</i> spp.	Saxifrage, Purple dome
<i>Sedum album</i>	Stonecrop
<i>Sedum cautiicola</i>	Stonecrop, likadense
<i>Sedum dasyphyllum</i>	Stonecrop
<i>Syzygium paniculatum</i>	Japanese boxcherry
<i>Taxus cuspidata</i>	Japanese yew
<i>Taxus media</i>	Yew
<i>Teucrium</i> spp.	Germander
<i>Thalictrum dipterocarpum</i>	Meadow rue
<i>Thuja occidentalis</i>	American arborvitae
<i>Trachelospermum asiaticum</i>	Star Jasmine
<i>Tsuga canadensis</i>	Canada hemlock
<i>Tulipa</i> spp.	Tulip
<i>Viburnum japonicum</i>	Japanese viburnum
<i>Viburnum odoratissimum</i>	Sweet viburnum
<i>Viburnum plicatum</i>	Japanese snowball
<i>Viburnum rigidum</i>	Canary Island Viburnum

Scientific name	Common name (Tested varieties)
<i>Viburnum tinus</i>	Laurustinus
<i>Viburnum trilobium</i>	Cranberry Bush
<i>Viburnum wrightii</i>	Leatherleaf Viburnum
<i>Vinca major</i>	Greater periwinkle, Vinca
<i>Vinca minor</i>	Common periwinkle
<i>Vitis</i> spp.*	Grape*
<i>Weigela florida</i>	Old fashioned Weigela
<i>Yucca aloifolia</i>	Spanish bayonet
<i>Yucca filamentosa</i>	Yucca, Adam's needle

- * Do not use on food producing trees, vines, or plants.
- ** Not for use on container grown plants.

STORAGE AND DISPOSAL

Do not contaminate water, food, or feed by storage or disposal.

STORAGE: Store this product in its original container in a dry, cool, secured area.

PESTICIDE DISPOSAL: As a responsible environmental practice, where possible, it is recommended that all of the contents of the bag be used, carefully following label directions and precautions. Wastes resulting from the use of this product must be disposed of on-site or at an approved waste disposal facility.

CONTAINER HANDLING: Non-refillable container. Do not reuse or refill this container. Completely empty bag into application equipment. Then offer for recycling, if available, or dispose of empty bag in a sanitary landfill or by incineration or, if allowed by state and local authorities, by burning. If burned, stay out of smoke.

OPTIONAL LABEL LANGUAGE THAT MAY APPEAR ON THE FRONT OF THE LABEL

[See additional Precautionary Statements and Directions for Use inside[the] [booklet.]]

[Application Type] [T] [Turf] [T&O] [Turf and Ornamental]

[Read the [entire] label [carefully] before [using this product.] [opening the container.]

[Peel back [label] [book] here

[Cut] [Tear] bag open here]

OPTIONAL MARKETING CLAIMS

[Covers _____ [sq.ft.] [square feet]] [Note: this is dependent on bag size] [Note to reviewer: The coverage is locked in by the lowest amount permitted on a label. For this label, the lowest application rate is 4.0 lbs. per 1,000 sq. ft. on Creeping Bentgrass.]

[20 pounds treats up to 5,400 sq.ft.]

[Feeds [the lawn] up to [2, 3, 4, 5] months]

[Contains [multi source] [multi release rate] nitrogen [for improved root growth]]

[Improved nitrogen consumption]

[Reduced nitrogen overload]

[Reduced nitrogen runoff]

[Facilitates reduced irrigation]

[Improved drought tolerance]

[Equivalent [improved] efficacy at lower NPK levels]

[Controlled release feeding for uniform growth]

[Provides] [season-long] control of crabgrass]

[Provides] long-lasting green]

[Provides slow release nutrients to the soil]

[Creates [stronger] [deeper] root system]

[Feeds [your lawn['s]] roots]

[Apply at the beginning of the growing season [to enhance nutrition and enhance crabgrass control]]

[[*Company name*] supports the EPA Greenscapes approach to sustainable lawn care landscaping]

[Reliable [long-lasting] green-up]

[3 month green-up]

[Easy to apply]

[Delivers quick results [without surge growth]]

[Aids in nutrition and disease suppression]

[Combines quick results and long-lasting feeding]

[Adding the right balance of nutrient sources helps create a healthier lawn and soil]

[ALL N™] [ALL N is a trademark of Turf Care Supply Corp.]

[Contains Arborite®, a superior nitrogen stabilizer.] [Arborite® is a registered trademark of the Weyerhaeuser Company and a Gavilon Fertilizer Licensed Product.]

[UFLEXX™ Stabilized Nitrogen] [UFLEXX™ is a trademark of Koch Agronomic Services]

[XX.X% Stabilized Nitrogen from UFLEXX™.]

[Contains LESCO Poly Plus Polymer Coated Urea to provide a uniform growth with extended nitrogen feeding.]

[Contains (0.37%) Cavalcade®]

[Strengthens [the] [lawn] [turf] against environmental stresses]

[[Fertilizer] Powered by [TCS] [AMP-XC]]

[Enriched with Humic Acids [derived from Leonardite]
[Improves soil structure – Reducing compacted soils]
[Protects against environmental stresses]
[Extending feeding plus soil conditioning]
[2-in-1 Slow-release [+] [plus] Soil conditioning]
[Premium Fertilizer Blend]
[Once a year fertilizer]
[With pre-emergent controlled release nitrogen [and iron]]
[Improves stress tolerance]
[Advanced soil conditioning]
[Maximizes turf performance and nutrient investment]
[Delivers nutrients to the root systems with maximum uptake efficiency]
[Enriched with organic material to reduce [soil] compaction and improve moisture storage]
[Enriched with iron to provide vibrant greening]
[Contains natural ingredients to feed microbes in the soil]
[Deep greening]
[2-in-1 formula]
[3-in-1 formula]
[Fertilizer, Crabgrass control, plus soil conditioner]
[Fertilizer + Crabgrass control + soil conditioner]
[Fertilizer + Crabgrass control]
[Crabgrass control]
[Controls crabgrass]
[Seasonal control of crabgrass]
[This product provides green lawns and helps control annual grasses for up to 180 days]
[with PCR™]
[Regain]
[*Urea stabilized with N-(n-Butyl)thiophosphoric triamide]
[Regain is a registered trademark of Spring Valley]
[Turf Care Supply LLC Manufacturing]
[Contains GreenTRX]
[Contains GreenTRX60]
[Contains GreenTRX75]
[Contains GreenTRX90]
[Manufactured using GreenTRX]
[Contains IT-1522]

STATE SPECIFIC LANGUAGE

NOTE: The language below must appear on the label when required by the states where the product is sold.

[State specific language for maximum application rates]

In the state(s) of [state name(s)], this product may not be applied at a rate greater than [XX] pounds per 1,000 sq ft per application ([XX] pounds per 1,000 sq ft per year).

[State specific language for state nutrient restrictions]

The maximum rate of application of this product must not exceed the lesser of the applicable rate determined from the **Maximum Annual Rates** section, and the applicable rate determined in the **State Nutrient Restrictions** table below.

STATE NUTRIENT RESTRICTIONS

State	Readily Available Nitrogen* Lbs./1,000 sq ft	Total Nitrogen Lbs./1,000 sq ft
MD, NH, PA, VA	0.7	0.9 ^{1,2}
NJ	0.7	1.0
[XX***]	XXX	XXX

*Nitrogen present beyond the amount shown as Readily Available must be in the form of Slow-Release nitrogen.

¹ In Virginia, no more than 0.7 lbs. per 1,000 sq.ft. of readily available nitrogen during any given 30 day period. No more than 0.9 lbs. (cool season grasses) or 1.0 lb. (warm season grasses) per 1,000 sq.ft. of total nitrogen with a least 20% of which shall consist of slow release nitrogen during any given 30 day period. Note: Supplemental applications of fertilizer are needed to achieve a minimum 1 lb. Nitrogen per 1,000 sq ft.

² In Pennsylvania, shall not exceed 0.9 pounds of total nitrogen per 1,000 square feet, except when using an enhanced-efficiency nitrogen fertilizer, providing the nitrogen release rate does not exceed 0.7 pounds of nitrogen per 1,000 square feet.

[*** Note: XX denotes any state which adopts the state nutrient restrictions as shown in the above chart. XXX denotes the rates. This allows states to be added to the chart without further amendments to the label.]

[State specific language: Delaware]

Product should not be applied to any site that is flooded, frozen, or snow covered.

[State specific language: Florida]

In the state of Florida, it is recommended that the user of this product follow the Green Industries and Golf Course Best Management Practices (GI-BMP Manual: *Florida-Friendly Best Management Practices for Protection of Water Resources by the Green Industries*).

A link to the latest version of the manual can be found at the Florida-Friendly Landscaping GI-BMP website:

<https://ffl.ifas.ufl.edu/ffl-and-you/gi-bmp-program/gi-bmp-manual/>

[State specific language for products containing phosphorous in Florida]

Do not apply more than 0.25 lbs. of Phosphorus per 1,000 sq.ft. per application, and do not exceed 0.5 lbs. of Phosphorus per 1,000 sq.ft. annually.

[State specific language for products containing nitrogen in Florida]

Nitrogen shall not be applied at an application rate greater than 0.7 lbs. of readily available nitrogen per 1000 sq. ft. at any one time based on the soluble fraction of formulated fertilizer. Not more than 2 lbs. of

total nitrogen per 1000 sq. ft. per application may be applied during the spring or summer. Not more than 1 lb. total nitrogen per 1000 sq. ft. per application may be applied during the fall or winter. No application of nitrogen in the winter months in North Florida. If a total controlled release product is applied, not more than 35 percent of the nitrogen in the controlled release fertilizer can be released within the first 7 days after application.

OR

No fertilizer application in North Florida at all during the winter months.

No more than XX applications per 1,000 SQ FT during the Spring and Summer months combined.

No more than XX applications per 1,000 SQ FT during the Fall and Winter months combined.

[State specific language for products containing phosphorous in Maryland]

This fertilizer contains phosphorus and may not be used on turf in the state of Maryland except when 1) Providing nutrients to specific soils and target vegetation as determined to be necessary in accordance with a soil test that was conducted by a laboratory identified under § 8-803.7 of the Agriculture Article, Annotated Code of Maryland, performed no more than 3 years before the application; 2) Establishing vegetation for the first time, such as after land disturbance, provided the application is conducted in accordance with the application rates established by the State; or 3) Reestablishing or repairing a turf area. [In the State of MD, do not exceed the annual limit of 2 lbs. of Phosphorus per 1,000 sq.ft.]

[Pennsylvania state specific language for products containing phosphorous or nitrogen]

Do not apply fertilizer containing nitrogen or phosphorus to turf anytime the ground is frozen to a depth of two inches; or snow covered.

Do not apply fertilizer containing nitrogen or phosphorus to turf after December 15 and before March 1.

[Pennsylvania state specific language for products containing phosphorous]

Per Pennsylvania applications, this lawn fertilizer contains phosphorus and is intended only for nonagricultural use on (i) establishing vegetation for the first time (ii) repairing a turf area or (iii) as an enhanced-efficiency phosphorus fertilizer, natural organic fertilizer or organic-based fertilizer, providing the application does not exceed 0.25 lbs. of phosphorus per 1,000 square feet, with a maximum total application of 0.5 lbs. of phosphorus per 1,000 square feet.

No person may (i) apply fertilizer labeled for use on turf to an impervious surface, (ii) apply fertilizer containing nitrogen or phosphorus to turf anytime the ground is frozen to a depth of two inches or snow covered, or (iii) apply fertilizer containing nitrogen or phosphorus to turf after December 13 and before March 1.

[[Virginia] [and] [New Jersey] state specific language for products containing phosphorous]

In [Virginia] [and] [New Jersey], this lawn/turf fertilizer contains phosphorous and is only for nonagricultural use on (i) turf during its first growing season, (ii) on turf areas being repaired or renovated, and (iii) on turf where a soil test performed within the last 3 years indicates a phosphorous deficiency. This fertilizer is not for the routine maintenance of turf.

[Optional Spreader Setting Language]

[SPREADER SETTINGS

Spreader settings vary by make and model of spreader. It is recommended that individual spreaders are calibrated for the specific product that is to be applied. Information on spreader make and model and suggested settings will be available at time of label printing. A walking speed of 3 miles per hour is recommended.

Spreader Model	SPREADER SETTINGS							
	Application Rates ²							
	lbs.AI/Acre		(Product lbs./1000 sq ft)					
	0.5	(2.7)	0.75	(4.1)	1.0	(5.5)	1.5	(8.2)
Model Make 1/Model Type I		X ¹		X		X		X
Model Make 2/Model Type II		X		X		X		X
ETC.		X		X		X		X


¹Place Holder.

²Application Rates for example only – do not exceed the maximum annual application rate of 1.5 lbs.AI/Acre (9.3 lbs. product/1000 sq. ft.).]

[OPTIONAL SPREADER SETTINGS FOOTNOTE: Due to spreader setting limitations, application rates are to be applied twice to achieve the AI/acre rates (e.g., Apply 0.5 lbs.AI/Acre rate twice to achieve the 1.0 lbs.AI/Acre rate.).]

[SEE BACK OF BAG FOR SUGGESTED SPREADER SETTINGS]

OPTIONAL MARKETING IMAGES



[Approximate spread pattern when applying at 4 lbs. per 1000 sq.ft. 100-120 particles per square foot.]

[Subregistrant logo]

OPTIONAL MARKETING IMAGES



[[Common] Chickweed]



[Crabgrass]



[Henbit]



[Oxalis]



[Prostrate spurge]



[Shepherd's purse]



[Poa Annua] [Suzume-no-katabira]



[[Common] Purslane] [Verdolaga]

WARRANTY AND LIMITATION OF DAMAGES

Conditions of sale: To the extent consistent with applicable law, Sipcam Agro USA, Inc. warrants that this product conforms to the chemical description on the label and is reasonably fit for the purposes stated on the label when used in accordance with the directions under normal conditions of use. This warranty does not extend to the use of this product contrary to label instructions, or under conditions not reasonably foreseeable to Sipcam Agro USA, Inc. To the extent consistent with applicable law, SIPCAM AGRO USA, INC. disclaims all other warranties, express or implied. TO THE EXTENT CONSISTENT WITH APPLICABLE LAW, SIPCAM AGRO USA, INC. SHALL NOT BE LIABLE FOR CONSEQUENTIAL, SPECIAL, OR INDIRECT DAMAGES RESULTING FROM THE USE OR HANDLING OF THIS PRODUCT, AND SIPCAM AGRO USA, INC.'S SOLE LIABILITY AND BUYER'S AND USER'S EXCLUSIVE REMEDY SHALL BE LIMITED TO THE REFUND OF THE PURCHASE PRICE. BUYER AND USER ACKNOWLEDGE AND ASSUME ALL RISKS AND LIABILITY RESULTING FROM HANDLING, STORAGE AND USE OF THIS PRODUCT. SIPCAM AGRO USA, INC. DOES NOT AUTHORIZE ANY AGENT OR REPRESENTATIVE TO MAKE ANY OTHER WARRANTY, GUARANTEE OR REPRESENTATION CONCERNING THIS PRODUCT.